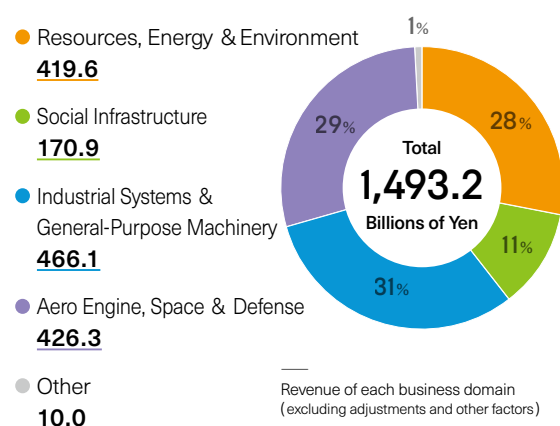


# Corporate Data / Share Information As of March 31, 2024

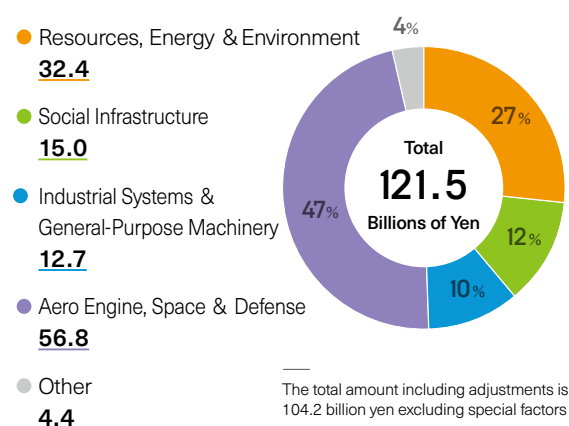
<b>Company Name</b>	IHI Corporation
<b>Head Office</b>	Toyosu IHI Building, 1-1, Toyosu 3-chome, Koto-ku, Tokyo 135-8710, Japan Tel: +81-3-6204-7800
<b>President</b>	Hiroshi Ide
<b>Founded</b>	December 5, 1853
<b>Incorporated</b>	January 17, 1889
<b>Capital</b>	¥107.1 billion
<b>Number of Employees</b>	28,237 (consolidated), 7,840 (non-consolidated)
<b>Works</b>	7
<b>Branches and Sales Offices</b>	8
<b>Overseas Base</b>	20 (as of April 1, 2024)
<b>Group Companies</b>	143 consolidated subsidiaries 60 affiliated companies in Japan (41 subsidiaries and 19 associated companies) 135 affiliated companies overseas (113 subsidiaries and 22 associated companies)

<b>Securities Code</b>	7013
<b>Stock Exchange Listings (Market Segment)</b>	Tokyo (Prime)
<b>Share Unit</b>	100
<b>Total Number of Authorized Shares</b>	300,000,000
<b>Number of Outstanding Shares</b>	151,902,810 (not including 2,777,144 treasury shares)
<b>Number of Shareholders</b>	130,581
<b>Fiscal Year</b>	April 1 to March 31 of following year
<b>General Shareholders' Meeting</b>	June of each year
<b>Record Date for Year-end Dividend</b>	March 31 of each year
<b>Record Date for Interim Dividend</b>	September 30 of each year
<b>Shareholder Registry Administrator/ Special Account Managing Institution</b>	1-4-1 Marunouchi, Chiyoda-ku, Tokyo 100-8233, Japan Sumitomo Mitsui Trust Bank, Limited  2-8-4 Izumi, Suginami-ku, Tokyo 168-0063, Japan Sumitomo Mitsui Trust Bank, Limited

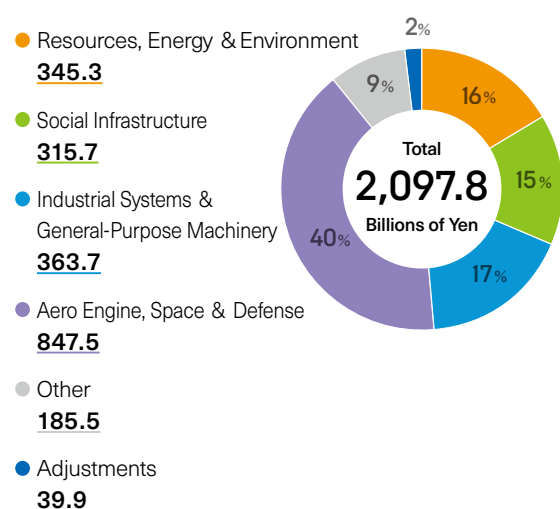
## Revenue by segment (Billions of Yen)



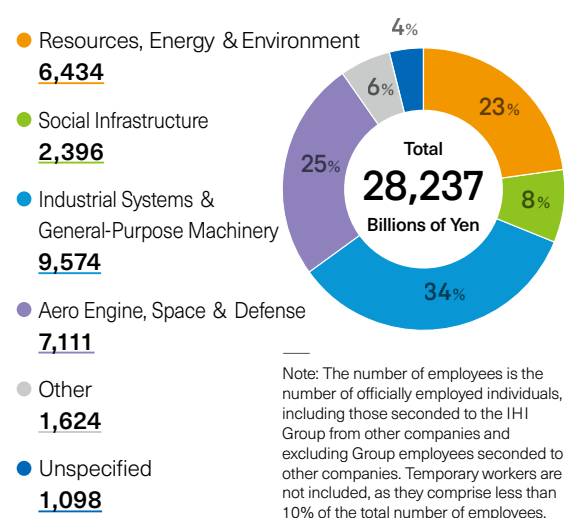
## Profit by segment (Billions of Yen)



## Segment assets (Billions of Yen)



## Employees by segment (Persons)



\*Note: Sum of percentages for all segments may not total 100%, as figures are rounded to the nearest 100 million yen.

\*Note: The numbers in the pie chart are rounded to the nearest whole number for each item, so the breakdown totals may not equal 100%.

## Major Shareholders

Name	Number of shares held (thousand shares)	Shareholding ratio (%)
The Master Trust Bank of Japan (Holder in Trust)	23,366	15.38
Custody Bank of Japan, Ltd. (Holder in Trust)	8,589	5.65
NORTHERN TRUST GLOBAL SERVICES SE, LUXEMBOURG RE LUDU RE: UCITS CLIENTS 15.315 PCT NON TREATY ACCOUNT	4,189	2.75
Custody Bank of Japan, Ltd. as trustee for Mizuho Bank Retirement Benefit Trust Account re-entrusted by Mizuho Trust and Banking Co., Ltd.	3,218	2.11
IHI Suppliers Stock Ownership Association	2,891	1.90
IHI Employee Stock Ownership Association	2,717	1.78
The Dai-ichi Life Insurance Company, Limited	2,703	1.77
Sumitomo Life Insurance Company	2,284	1.50
BNYM AS AGT/CLTS 10 PERCENT	1,772	1.16
STATE STREET BANK WEST CLIENT - TREATY 505234	1,680	1.10

Shareholding ratios are calculated excluding treasury shares (2,777,144 shares).

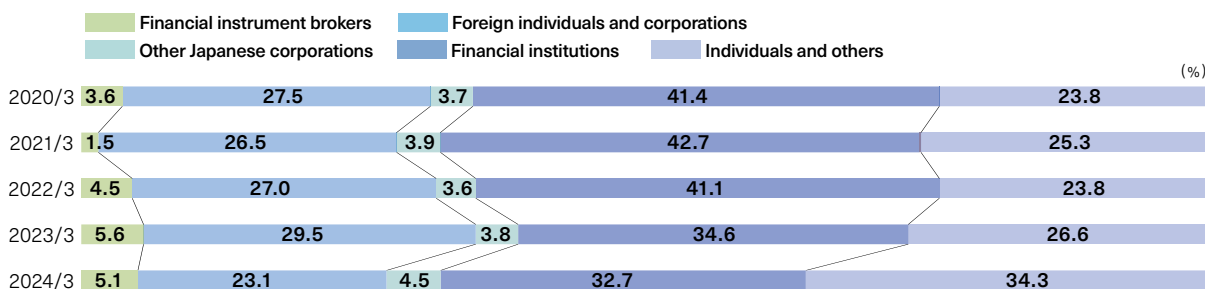
Treasury shares held by IHI is excluded from major shareholders listed above.

## Stock Price Performance Comparison (TSR: Total Shareholder Return)

Investment period	One year March 2023 to March 31, 2024	Three years March 2021 to March 31, 2024	Five years March 2019 to March 31, 2024	Ten years March 2014 to March 31, 2024
IHI	26.5	94.2	65.8	6.7
TOPIX	41.3	52.5	96.2	188.6
Machinery index	46.2	52.8	117.0	201.8

The above table shows the cumulative return if invested one, three, five, 10 years ago based on the total return index as of March 31, 2024.

## Shareholder Composition



## IHI Stock Performance and Average Daily Trading Volume

